

## What do you need?




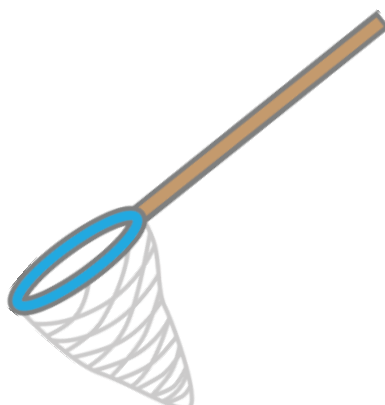
- Calling Cards - cut up the individual images on the next 2 pages
- Bingo Scorecards - found on the pages following the calling cards in this document
- Counters

## How to Play

1. Place the Calling Cards in a bag or face down on the table.
2. Give each child a Bingo Scorecard and 6 counters.
3. The caller (the teacher to begin with, but children can take it in turns to play caller afterwards) picks up one of the Calling Cards and segments the spoken word into the sounds. For example, if the fish picture is chosen, the caller says "Do you have a f-i-sh?"
4. Children blend the sounds together to make the word "fish" and if they have a picture of a fish on their Bingo Scorecard, they place a counter on that picture.
5. The game continues until a child has a counter on each of the 6 pictures on their Scorecard. This is when they can shout "BINGO!" and they win the game.






# Phoneme Blending Bingo

Cut these cards out to use as the calling cards.




# Phoneme Blending Bingo



Cut these cards out to use as the calling cards.






# Phoneme Blending Bingo







# Phoneme Blending Bingo



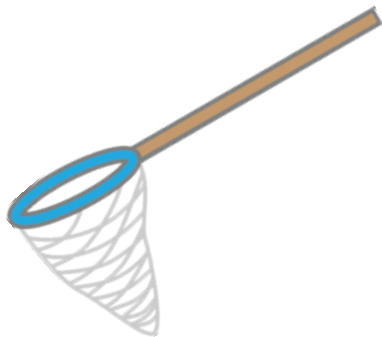
# Phoneme Blending Bingo



# Phoneme Blending Bingo



# Phoneme Blending Bingo





# Phoneme Blending Bingo

